

HENLEY[®] STOVES

EVERY HOME DESERVES A HENLEY



THE STOVE COLLECTION 2022 : VOL I



HENLEY STOVES

Henley Stoves is one of the fastest growing stove brands in both Ireland and the UK.

At Henley we are committed to providing quality products at affordable prices backed up with a market leading focus on customer service.

From factory floor to family home, our customers are our first priority.

We pride ourselves on using new designs, new technology and new environmentally friendly standards to ensure we are a market leader in the provision of the latest quality affordable stoves.

We service a range of customers across Ireland and the UK from our distribution centres in South West Ireland, Dublin and Cambridgeshire in the UK.

We have a range of products from traditional wood burning stoves to a wide and exclusive range of bioethanol stoves.

Henley has been at the heart of homes across Ireland and the UK since 1989



Henley Stoves is also the producer of the Bertoneri Collection of Stone, Marble Surrounds & Fireplace Accessories.

Ask your local Henley Stockist about the 2021 Bertoneri Fireplace Collection Today

Premier Collection - Room Heaters

5

- | | |
|-------------------------------|-------------------------------|
| 07 • Apollo - insert | 23 • Ascot - freestanding |
| 09 • Arklow - insert | 25 • Kells - freestanding |
| 11 • Achill - insert | 27 • Erne - freestanding |
| 13 • Eden - freestanding | 29 • Skellig - freestanding |
| 15 • Hampshire - freestanding | 31 • Bracken - freestanding |
| 17 • Aran - freestanding | 33 • Tullamore - freestanding |
| 19 • Sherwood - freestanding | 35 • Druid - freestanding |
| 21 • Thames - freestanding | 37 • Achill - freestanding |

eco design Ready Collection - Room Heaters

39

- | | |
|------------------------------------|-------------------------------|
| 41 • Alderwood - freestanding | 57 • Hazelwood - freestanding |
| 43 • Avon - freestanding | 59 • Hampton - freestanding |
| 44 • Burnbright - freestanding | 61 • Lincoln 5 - freestanding |
| 47 • Cambridge - freestanding | 63 • Leaf - freestanding |
| 49 • Dalewood - freestanding | 65 • Athens - cassette |
| 51 • Elcombe 5 - freestanding | 67 • Castlecove - insert |
| 53 • Elwood - freestanding | 69 • Muckross - insert |
| 55 • Hazelwood MIDI - freestanding | |

European Collection - Room Heaters

71

- | | |
|------------------------------|--------------------------|
| 73 • Orion - freestanding | 79 • ECO C400 - cassette |
| 75 • Elite G1 - freestanding | 81 • Portimo - cassette |
| 77 • Elite G3 - freestanding | |

Comfort Collection - Pellet Stoves

83

- | | |
|----------------------------|----------------------------|
| 85 • BIO 80 - freestanding | 89 • BIO90S - freestanding |
| 87 • BIO80Q - freestanding | |

Premier Collection - Boilers

91

- | | |
|------------------------------|-----------------------------|
| 93 • Achill - insert | 99 • Druid - freestanding |
| 95 • Sherwood - freestanding | 101 • Basket - freestanding |
| 97 • Achill - freestanding | |

Stove & Fireplace Accessories

103

- | | |
|---------------------------|-------------------------------|
| 104 • Natural Stone Tiles | 109 • Toughened Glass Hearths |
| 106 • Stove Hearths | 105 • Wood Effect Beams |

Stove Dimensions

110



HETAS APPROVED APPLIANCE

The HETAS Approved Product logo gives reassurance to the installer & end user that the appliance complies fully with current energy efficiency and safety requirements.



DEFRA EXEMPT

A Henley stove with this icon is Defra exempt and has been fully tested to this standard. A Defra exempt stove can be used in a Smoke Control Area whereas a non DEFRA stove cannot.



SIA ECO-DESIGN READY

A Henley stove with this icon is a stove which meets the future EU Standards planned for 2022.



EUROPEAN STANDARD

European Standard of testing for stoves fired by solid fuel, incorporating corrigenda September 2003, June 2006 and August 2007



CLEARSKIES

A Henley stove with this icon is certified and listed on the clearSkies mark database.



HARP DATABASE

A Henley stove with this icon is listed on the HARP database.



AIR-WASH

All Henley stoves come with an air-wash system which helps to keep the glass clean. It uses a specially placed vent or vents to draw in air from the outside which will wash over the front of the glass



EXTERNAL AIR

A Henley stove has an external air facility allowing the air to come directly from outside your building rather than through a vent in the room. This is required for heat recovery systems in new build projects



5 YEAR WARRANTY

Henley stoves come with a 5 year warranty on the body of the stove.



CLEAN BURN

A Henley stove has an tertiary air system. This creates a clean-burn system where hot air is pushed into the firebox above the normal height of the fire. This allows the excess gases to combust given a cleaner burn.



WOOD BURNING

This icon denotes that this Henley stove uses Wood Fuel only.



THERMOSTAT

A Henley stove with this icon is a boiler stove which comes with a thermostat control. This regulates the amount of air released into the stove until it reaches the optimum temperature and automatically closes.

Premier Collection

Room Heaters

Our Premier Collection of Room Heaters cater for all tastes and styles. From inserts to stand alone models, the possibilities are endless with Henley Stoves. Choose the stove that's right for you today!



APOLLO

One of our best-selling models, the Apollo insert room heater stove is a fully cast iron multi fuel stove with over 79% efficiency. Its convection based technology creates unrivalled constant warmth in your room.

It will fit most standard 16"/18" fireplace openings.

OUTPUT: **5kW, 7kW**

EFFICIENCY: **5kW = 79.0%**
7kW = 80.0%

ENERGY CLASS: **A**

- FINISH AVAILABLE:
-  Matt Black,
 -  Enamel Black,
 -  Enamel Cream*

*Enamel Cream only available in 5kW Model.



Dimensions

	HEIGHT	WIDTH	DEPTH	FLUE	BACKBOX HEIGHT	BACKBOX WIDTH	BACKBOX DEPTH
Apollo 5kW - insert	595	485	360	125	487	396	270
Apollo 7kW - insert	595	485	425	125	520	396	370



Apollo 5kW - Enamel Cream



Arklow 5kW - Enamel Black



ARKLOW - ROOM HEATER - INSERT

The Arklow is another staple in our Henley insert range. It is a fully cast iron multi fuel stove with over 79% efficiency.

The Arklow 5kW & 7kW has been tested with distance to combustibles of 300mm to the top, which makes it suitable for use with most timber surrounds.

OUTPUT: **5kW, 7kW**

EFFICIENCY: **5kW = 79.0%**
7kW = 79.0%

ENERGY CLASS: **A**

FINISH AVAILABLE: **● Matt Black,**
● Enamel Black



Dimensions

	HEIGHT	WIDTH	DEPTH	FLUE	BACKBOX HEIGHT	BACKBOX WIDTH	BACKBOX DEPTH
Arklow 5kW - insert	591	499	370	125	520	396	270
Arklow 7kW - insert	591	499	439	125	520	396	370



Achill 6.6kW - Enamel Black



ACHILL - ROOM HEATER - INSERT

The Achill 6.6kW multifuel insert is one of Henley Stoves best sellers due to its traditional design and excellent efficiency rate of 77%. Its convection based technology creates unrivalled constant warmth in your room.

It will fit most standard 16"/18" fireplace openings.

OUTPUT: **6.6kW**

EFFICIENCY: **77.0%**

ENERGY CLASS: **A**

FINISH AVAILABLE:

-  Matt Black,
-  Enamel Black,
-  Enamel Cream



Dimensions

	HEIGHT	WIDTH	DEPTH	FLUE	BACKBOX HEIGHT	BACKBOX WIDTH	BACKBOX DEPTH
Achill 6.6kW - insert	595	485	428	125	570	400	370



Eden 5kW - Matt Black



EDEN - ROOM HEATER - FREESTANDING

The Eden is a compact & reliable multi fuel Stove. Its superb cast iron construction and traditional design combined with modern technology, make this stove a popular choice for any customer.

The Eden has achieved 82.8% Efficiency when burning Manufactured Smokeless Fuel

OUTPUT: 5kW

EFFICIENCY: 83.0%

ENERGY CLASS: A

FINISH AVAILABLE: Matt Black



Dimensions

	HEIGHT	WIDTH	DEPTH	FLUE
Eden 5kW - Freestanding	485	410	310	125



Hampshire 5kW Eco Design Ready



Hampshire 8kW Eco Design Ready



HAMPSHIRE - ROOM HEATER - FREESTANDING

Hampshire - New range of Henley External Air Multi Fuel Stoves. With a sleek and clean design, these stoves are external air ready.

The Hampshire 5kW has received an energy rating of A+ with nearly 82% efficiency.

OUTPUT:	5kW, 8kW
EFFICIENCY:	5kW = 81.4% 8kW = 78.3%
ENERGY CLASS:	+A A
FINISH AVAILABLE:	● Matt Black



Dimensions

	HEIGHT	WIDTH	DEPTH	FLUE
Hampshire 5kW - freestanding	559	382	361	125
Hampshire 8kW - freestanding	600	490	380	153



ARAN 6kW - ENAMEL CREAM



ARAN 6kW - ENAMEL PEARL GREY



Aran 6kW - Matt Black

ARAN - ROOM HEATER - FREESTANDING



ARAN 6kW - ENAMEL GALLANT GREY



ARAN 6kW - ENAMEL FRENCH GREY







The Aran 6kW multi fuel stove has been a Henley best seller from the beginning. Its beautiful traditional design will complement any interior setting. Completely manufactured in cast iron, it is also available in a variety of enamel colours.

The pipework is available in matching colours: Black, Enamel Cream, Gallant Grey and French Grey.

OUTPUT: **6kW**

EFFICIENCY: **77.0%**

ENERGY CLASS: **A**

- FINISH AVAILABLE:
-  Matt Black,
 -  Enamel Black,
 -  Enamel Cream,
 -  Enamel Pearl Grey
 -  Enamel Gallant Grey
 -  Enamel French Grey



Dimensions

	HEIGHT	WIDTH	DEPTH	FLUE
Aran 6kW - freestanding	650	450	400	125



Sherwood 5kW - Matt Black



Sherwood 12kW - Matt Black



SHERWOOD - ROOM HEATER - FREESTANDING

Sherwood - New Range of Henley External Air Multi Fuel Stoves. These stoves are external air ready if your house requires this but can be used as a standard stove also.

The Sherwood 5 has received an energy rating of A+ with nearly 82% efficiency.

OUTPUT:	5kW, 8kW, 12kW
EFFICIENCY:	5kW = 81.4% 8kW = 78.3% 12kW = 77.1%
ENERGY CLASS:	
FINISH AVAILABLE:	Matt Black



Dimensions

	HEIGHT	WIDTH	DEPTH	FLUE
Sherwood 5kW - freestanding	559	382	362	125
Sherwood 8kW - freestanding	600	490	380	153
Sherwood 12kW - freestanding	630	540	447	153



Thames 4.5kW - Matt Black

Thames 8kW - Matt Black



THAMES - ROOM HEATER - FREESTANDING

The Thames multi fuel stove was designed specifically to fit under a standard 16" fireplace opening. It is ideal if you have limited space on your hearth. Manufactured from steel with a cast iron door.

The Thames 4.5kW is rated A+ for efficiency & is suitable for a 16" recess

OUTPUT: **4.5kW, 8kW**

EFFICIENCY: **4.5kW = 81.0%**
8kW = 74.0%

ENERGY CLASS: **+A**
A

FINISH AVAILABLE: **Matt Black**



Dimensions

	HEIGHT	WIDTH	DEPTH	FLUE
Thames 4.5kW - freestanding	522	398	300	125
Thames 8kW - freestanding	575	560	305	153



Ascot 7kW - Enamel Cream



ASCOT - ROOM HEATER - FREESTANDING

The Ascot multi fuel stove brings the best of modern technology and traditional design to the Henley range. This stove is external air ready if your house requires this but can be used as a standard stove also. This external air technology gives unrivalled air control.

The Ascot 5kW has been rated A+ for efficiency.

OUTPUT: **5kW, 7kW**

EFFICIENCY: **5kW = 81.0%**
7kW = 74.0%

ENERGY CLASS: **+A**
A

FINISH AVAILABLE:

- Matt Black,
- Enamel Black,
- Enamel Cream



Dimensions

	HEIGHT	WIDTH	DEPTH	FLUE	
Ascot 5kW - freestanding	505	399	320	125	
Ascot 7kW - freestanding	559	494	332	125	



KELLS - ROOM HEATER - FREESTANDING

The Kells 6kW is an entry level stove in the Henley range. It's simple design combined with a heavy cast iron construction has made it a popular choice for the Irish consumer. It comes as standard with a cool to touch handle and air-wash technology for a clear view of your fire.

OUTPUT: 6kW

EFFICIENCY: 75.0%

ENERGY CLASS: A

FINISH AVAILABLE: Matt Black



Dimensions

	HEIGHT	WIDTH	DEPTH	FLUE
Kells 6kW - freestanding	575	415	389	125

Kells 6kW - Matt Black



ERNE - ROOM HEATER - FREESTANDING

The Erne 8kW is an original Henley model which has stood the test of time. Constructed from heavy cast iron material it has remained a popular choice for many years. Comes as standard with a 5 year warranty.

OUTPUT:	8kW
EFFICIENCY:	75.0%
ENERGY CLASS:	A
FINISH AVAILABLE:	● Matt Black



Dimensions

	HEIGHT	WIDTH	DEPTH	FLUE
Erne 8kW - freestanding	600	446	377	125

Erne 8kW - Matt Black



SKELLIG - ROOM HEATER - FREESTANDING

The Skellig multi-fuel stove is another firm favourite of the Henley collection. Manufactured from high quality heavy cast iron it has been a best seller year after year. It is available in both a room heater and boiler stove.

Available in Matt Black & Enamel Finishes & is rated A for efficiency.

OUTPUT: **8kW**

EFFICIENCY: **70.0%**

ENERGY CLASS: **A**

FINISH AVAILABLE:

- Matt Black,
- Enamel Black,
- Enamel Cream



Dimensions

	HEIGHT	WIDTH	DEPTH	FLUE
Skellig 8kW - freestanding	700	540	450	153

Skellig 8kW - Enamel Cream



Bracken 9kW - Matt Black



BRACKEN - ROOM HEATER - FREESTANDING

The Bracken 9kW multi fuel stove encompasses both traditional design and modern technology. Its double combustion system allows for great fuel efficiency along with excellent air control.

It's separate ash door allows for easy cleaning.

OUTPUT: 9kW

EFFICIENCY: 73.0%

ENERGY CLASS: A

FINISH AVAILABLE: Matt Black



Dimensions

	HEIGHT	WIDTH	DEPTH	FLUE
Bracken 9kW - freestanding	581	520	355	125



TULLAMORE - ROOM HEATER - FREESTANDING

The Tullamore 14kW room heater stove is a heavy fully cast iron multi fuel stove suitable for large living areas. Its traditional design combined with modern technology makes it a popular choice. Its double combustion system gives excellent fuel efficiency at 77%.

OUTPUT: **14kW**

EFFICIENCY: **77.0%**

ENERGY CLASS: **A**

FINISH AVAILABLE: **Matt Black**



Dimensions

	HEIGHT	WIDTH	DEPTH	FLUE
Tulamore 14kW - freestanding	699	670	435	153

Tullamore 14kW - Matt Black



Druid 5kW- Metallic Black



DRUID - ROOM HEATER - FREESTANDING

The Druid multi-fuel range starts at 5kW and increases to 21kW in room heaters with impressive 14kW & 20kW double sided external air stoves also available. It is constructed from high grade steel with a heavy cast iron door . It also has a double combustion system and cool to touch handle.

The Druid 5kW is DEFRA Approved.

The Druid 14kW & 20kW are Double Sided External Air Stoves

OUTPUT:

5kW, 8kW, 12kW
14kW, 16kW
20kW, 21kW

EFFICIENCY:

5kW = 80.0%
8kW = 76.0%
12kW = 74.0%
14kW = 72.0%
16kW = 74.0%
20kW = 72.0%
21kW = 74.0%

ENERGY CLASS:

A

FINISH AVAILABLE:

● Metallic Black



*External air only available in druid double sided stoves

Dimensions



Druid 8kW- Metallic Black



	HEIGHT	WIDTH	DEPTH	FLUE
Druid 5kW - freestanding	548	405	320	125
Druid 8kW - freestanding	570	520	386	153
Druid 12kW - freestanding	623	595	427	153
Druid DS 14kW - freestanding	625	590	541	153
Druid 16kW - freestanding	650	632	430	153
Druid DS 20kW - freestanding	628	590	631	153



ACHILL - ROOM HEATER - FREESTANDING

The Achill 16kW multi-fuel room heater stove is designed to heat large living areas. With a sleek matt black finish and classic design this model has an efficiency level of over 77%.

Secondary air mechanism helps keep your glass clean for that lovely open fire look while adding warmth to your home.

OUTPUT: **16kW**

EFFICIENCY: **77.0%**

ENERGY CLASS: **A**

FINISH AVAILABLE: **● Matt Black**



Dimensions

	HEIGHT	WIDTH	DEPTH	FLUE
Ahill 16kW - freestanding	650	606	479	153

Achill 16kW - Matt Black



eco design Ready Collection

Room Heaters

Ecodesign is a European-wide programme aimed at lowering emissions to improve air quality. Starting January 1st 2022 Ecodesign will apply to wood burning and multi-fuel stoves. At Henley Stoves we are committed to reducing the emissions of our stoves. The research and design that has gone into our new range of Ecodesign makes them some of the cleanest burning stoves on the market.



All Henley Ecodesign stoves in this brochure are stamped with our Ecodesign Ready 2022 logo.

NEW FOR
2022



Alderwood 4.9kW Eco Design Ready,



ALDERWOOD - ROOM HEATER - FREESTANDING

The curved exterior of the Alderwood gives it a warm and welcoming aura which can be felt throughout the home once lit. It's modest size allows it to blend seamlessly with it's surroundings whilst also keeping your space warm and toasty.

- OUTPUT: **4.9kW**
- EFFICIENCY: **78.4%**
- ENERGY CLASS: **A**
- FINISH AVAILABLE: **Matt Black**



Dimensions

	HEIGHT	WIDTH	DEPTH	FLUE
Alderwood 5kW - freestanding	623	550	335	125



Avon 4.9kW Eco Design Ready,

image © jet-kim-unsplash 2019



AVON - ROOM HEATER - FREESTANDING

The Avon has a rated Output of 4.9kW. Operated by one single air control, the combustion system drastically reduces emissions and gives a superior flame pattern. The paired-down simplicity makes for a thoroughly stylish option for modern urban settings as well as traditional homes.

OUTPUT:	4.9kW
EFFICIENCY:	78.4%
ENERGY CLASS:	A
FINISH AVAILABLE:	Matt Black



Dimensions

	HEIGHT	WIDTH	DEPTH	FLUE
Avon 5kW - freestanding	623	550	335	125



Burnbright 4.9kW Eco Design Ready



BURNBRIGHT - ROOM HEATER - FREESTANDING

The Burnbright delivers 4.9kW of heat to the room with crystal clear burn and remarkable control. Purposely designed to maximize the view of the fire, the minimal styling of the Burnbright fits comfortably into any fireside situation.

The Burnbright is available in the Landscape & Logstore models.

OUTPUT:	4.9kW
EFFICIENCY:	78.4%
ENERGY CLASS:	A
FINISH AVAILABLE:	Matt Black



Burnbright 4.9kW Eco Design Ready, Logstore model.



Dimensions

	HEIGHT	WIDTH	DEPTH	FLUE	
Burnbright 4.9kW - freestanding	623	550	335	125	
Burnbright With Logstore 4.9kW - freestanding	904	550	335	125	



Cambridge 4.9kW Eco Design Ready,

CAMBRIDGE - ROOM HEATER - FREESTANDING

The Cambridge 4.9kW stove is a blend of traditional values with a modern twist. Adapted for the Eco line, its popular look and superb build quality make this stove an excellent choice for any customer. Boasting primary, secondary and tertiary air for excellent air control and an efficiency level of over 80%.

OUTPUT:	4.9kW
EFFICIENCY:	80.9%
ENERGY CLASS:	+A
FINISH AVAILABLE:	● Matt Black



Dimensions

	HEIGHT	WIDTH	DEPTH	FLUE
Cambridge 4.9kW - freestanding	586	444	403	125



Dalewood Compact Eco Design Ready



DALEWOOD - ROOM HEATER - FREESTANDING

The Dalewood 4.9kW Compact is the latest addition to Henley's new line of Wood burning Eco-Ready stoves. This stove has gone above & beyond in reaching Henley's highest environmental standards which include some of the lowest combined readings of harmful gases and dust of any wood burning stove we have ever manufactured. This will ensure that your home is heated with one of the most clean & efficient woodburning stoves.

The Dalewood is available in the 4.9kW Compact, 5kW Landscape, Logstore & 6.5kW Double Sided models.

OUTPUT: **4.9kW, 5kW, 6.5kW**

EFFICIENCY: **4.9kW = 79.8%**
5kW = 78.4%
6.5kW = 75.8%

ENERGY CLASS: **A**

FINISH AVAILABLE: **Matt Black**



Dalewood With Logstore 5kW Eco Design Ready



Dimensions

	HEIGHT	WIDTH	DEPTH	FLUE
Dalewood 4.9kW - freestanding	500	420	335	125
Dalewood 5kW - freestanding	623	550	335	125
Dalewood With Logstore 5kW - freestanding	904	550	335	125
Dalewood DS 6kW - freestanding	530	465	500	125



Elcombe 5kW Eco Design Ready



Elcombe 5kW Eco Design Ready, Logstore model.



ELCOMBE - ROOM HEATER - FREESTANDING

Now adapted for the Eco line, the Elcombe 5kW room heater's Output is remarkable for its modest size. Combining a sleek body with solid features, the Elcombe will complement any modern or traditional interior. The Elcombe is also available with logstore option.

- OUTPUT: **5kW**
- EFFICIENCY: **78.1%**
- ENERGY CLASS: **A**
- FINISH AVAILABLE: **Matt Black**



Dimensions

	HEIGHT	WIDTH	DEPTH	FLUE
Elcombe 5kW- freestanding	585	490	343	125
Elcombe With Logstore 5kW - freestanding	815	490	343	125

NEW FOR
2022



Elmwood 4.9kW Eco Design Ready,



ELMWOOD - ROOM HEATER - FREESTANDING

The clean line detailing of the Elmwood room heater allows it to appeal to those with both classic and contemporary tastes. The flush air control detailing adds to its cheer elegance along with its large viewing glass giving the illusion of an open fire.

OUTPUT:	4.9kW
EFFICIENCY:	78.4%
ENERGY CLASS:	A
FINISH AVAILABLE:	● Matt Black



Dimensions

	HEIGHT	WIDTH	DEPTH	FLUE
Elmwood 5kW - freestanding	683	574	335	125

NEW FOR
2022



Hazelwood MIDI 4.9kW Eco Design Ready,

HAZELWOOD MIDI - ROOM HEATER - FREESTANDING

The Hazelwood Midi room heater is Eco Design Ready with a 4.9Kw heat output. The simplicity of the matte black finish combined with the contemporary design make this model a popular choice for new builds.

OUTPUT:	4.9kW
EFFICIENCY:	78.4%
ENERGY CLASS:	A
FINISH AVAILABLE:	● Matt Black



Dimensions

	HEIGHT	WIDTH	DEPTH	FLUE
Hazelwood MIDI 5kW - freestanding	623	550	335	125



Hazelwood Compact Eco Design Ready



HAZELWOOD - ROOM HEATER - FREESTANDING

Introducing the Hazelwood range. These new wood-burners meet Henley's high environmental standards, ensuring a clean & efficient burn. With the Hazelwood range, you can be safe in the knowledge that you are heating your home with, one of the most reliable & Eco-friendly stoves in our range.

The Hazelwood is available in the 4.9kW Compact, 5kW Landscape, Logstore & 6.5kW Double Sided models.

OUTPUT: **4.9kW, 5kW, 6.5kW**

EFFICIENCY: **4.9kW = 79.8%**
5kW = 78.4%
6.5kW = 75.8%

ENERGY CLASS: **A**

FINISH AVAILABLE: **Matt Black**



Dimensions

	HEIGHT	WIDTH	DEPTH	FLUE
Hazelwood 4.9kW - freestanding	500	420	335	125
Hazelwood 5kW - freestanding	623	550	335	125
Hazelwood With Logstore 5kW - freestanding	904	550	335	125
Hazelwood DS 6kW - freestanding	530	465	500	125



Hazelwood 5kW Eco Design Ready



Hampton 4.9kW Eco Design Ready,

image © chris-abney unsplash 2021



HAMPTON - ROOM HEATER - FREESTANDING

One of Henley's most classic double door designs. The new Hampton is a Steel body stove with classic cast iron doors boasting great efficiency and environmental performance whilst giving a sense of style and tradition to your fireplace.

OUTPUT:	4.9kW
EFFICIENCY:	78.4%
ENERGY CLASS:	A
FINISH AVAILABLE:	● Matt Black



Dimensions

	HEIGHT	WIDTH	DEPTH	FLUE
Hampton 5kW - freestanding	623	550	335	125



Lincoln 5kW Eco Design Ready



LINCOLN - ROOM HEATER - FREESTANDING

The Lincoln 5kW room heater stove combines contemporary stove design with a blend of traditional values. Now adapted for the Eco line, its attractive look and superb cast iron build quality makes this stove an excellent choice for any customer, available with or without a logstore.

- OUTPUT: **5kW**
- EFFICIENCY: **78.1%**
- ENERGY CLASS: **A**
- FINISH AVAILABLE: **● Matt Black**



Dimensions

	HEIGHT	WIDTH	DEPTH	FLUE
Lincoln 5kW- freestanding	585	490	343	125
Lincoln With Logstore 5kW - freestanding	815	490	343	125



Lincoln 5kW Eco Design Ready, Logstore model.



Leaf 4.9kW Eco Design Ready.



Introducing the latest addition to Henley's compact line. The Leaf is a Steel body stove with cast iron door boasting great efficiency and environmental performance. The Leaf has a heat Output of 5kW with efficiencies reaching up to 80%.

OUTPUT:	4.9kW
EFFICIENCY:	79.8%
ENERGY CLASS:	A
FINISH AVAILABLE:	● Matt Black



Dimensions

	HEIGHT	WIDTH	DEPTH	FLUE
Leaf 4.9kW - freestanding	500	420	335	125



Athens 400 - Black Glass



Athens 500 - Black Glass



ATHENS - ROOM HEATER - CASSETTE

The Athens 400, 500 & 700 Wood Burning Cassette Stoves are manufactured with beautiful steel construction & boasts excellent burn control along with an 81% plus efficiency level. Sleek, modern design and a large viewing glass that is sure to turn heads in any home.

Suitable for heat ducting and with optional external air. The Athens Range comes as standard with a 4 Sided Glass Frame.

OUTPUT: **4.8kW, 6.2kW, 12kW**

EFFICIENCY: **4.8kW = 80.8%**
6.2kW = 75.0%
12kW = 75.0%

ENERGY CLASS: **+A**

FINISH AVAILABLE: **Black Glass**



Dimensions

	HEIGHT	WIDTH	DEPTH	FLUE	BACKBOX HEIGHT
Athens 400 / 4.8kW - cassette	626	468	350	153	550
Athens 500 / 6.2kW - cassette	630	577	350	153	555
Athens 700 / 12kW - cassette	720	835	350	153	555



CASTLECOVE - ROOM HEATER - INSERT

The Castlecove is a fully cast-iron stove with over 83% efficiency. Its convection-based technology creates unrivaled constant warmth in your room and will fit most standard 16/18" fireplace openings.

Castlecove stove is available with optional external air.

OUTPUT:	4.6kW
EFFICIENCY:	83.3%
ENERGY CLASS:	A
FINISH AVAILABLE:	<input checked="" type="radio"/> Matt Black



Dimensions

	HEIGHT	WIDTH	DEPTH	FLUE	BACKBOX HEIGHT	BACKBOX WIDTH	BACKBOX DEPTH
Castlecove - insert	595	499	370	125	542	396	270

Castlecove 4.6kW Eco Design Ready,



Muckross 4.6kW Eco Design Ready.



MUCKROSS - ROOM HEATER - INSERT

The Muckross is a fully cast-iron stove with over 83% efficiency. Its convection-based technology creates un-rivalled constant warmth in your room. It will fit most standard 16/18" fireplace openings, which makes this model a firm favourite for insert stoves.

Muckross stove is available with optional external air.

OUTPUT:	4.6kW
EFFICIENCY:	83.3%
ENERGY CLASS:	A
FINISH AVAILABLE:	● Matt Black



Dimensions

	HEIGHT	WIDTH	DEPTH	FLUE	BACKBOX HEIGHT	BACKBOX WIDTH	BACKBOX DEPTH
Muckross - insert	595	485	370	125	542	396	270



European Collection

Room Heaters

Our European Collection of Room Heaters offer models of a more contemporary design. With a combination of both inserts and stand alone models, these stoves offer varying heat outputs to cater for all homes.



Orion 400 - Black Glass



Orion 700 - Black Glass



ORION - ROOM HEATER - FREESTANDING

The Orion range combines the sleek lines of a cassette with the presence of a freestanding stove. It comes as standard with a multi-fuel kit and with an option of either a low or high log box.

The Orion range is available with or without a Logstore.

OUTPUT: **5kW, 10kW**

EFFICIENCY: **5kW = 78.0%**
10kW = 78.0%

ENERGY CLASS: **A**

FINISH AVAILABLE: **● Matt Black**



Dimensions

	HEIGHT	WIDTH	DEPTH	FLUE	
Orion 400 / 5kW - freestanding	560	415	370	153	
Orion 400 With Logstore / 5kW - freestanding	970	415	370	153	
Orion 700 / 10kW - freestanding	560	710	370	153	
Orion 700 With Logstore / 10kW - freestanding	820	710	370	153	



ELITE G1 - ROOM HEATER - FREESTANDING

The Elite G1 7kW stove is part of the New Elite Collection, which combines both aesthetics and functionality. The use of high quality chamotte ceramic, a durable heat resistant material prevents damage to walls and other objects.

This model also incorporates a hermetically sealed chamber that allows for correct combustion regulation, which results in less fuel consumption & over 82% efficiency.

OUTPUT: **7kW**

EFFICIENCY: **82.0%**

ENERGY CLASS: **+A**

FINISH AVAILABLE: **Matt Black**



Dimensions

	HEIGHT	WIDTH	DEPTH	FLUE	
Elite G1 / 7kW - freestanding	1133	508	508	153	



Elite G1 - Matt Black Eco Design Ready



ELITE G3 - ROOM HEATER - FREESTANDING

The Henley Stoves Elite Collection uses only the highest quality material to produce the highest quality stoves. Each Elite Stove incorporates a hermetically sealed chamber that allows for correct combustion regulation, which results in less fuel consumption & higher efficiency. A contemporary design coupled with a practical log-box feature for efficiency makes the Elite models very popular.

OUTPUT: **6kW**

EFFICIENCY: **78.0%**

ENERGY CLASS: **+A**

FINISH AVAILABLE: **Matt Black**



Dimensions

	HEIGHT	WIDTH	DEPTH	FLUE
Elite G3 / 6kW - freestanding	1154	504	504	153



Elite G3 - Matt Black Eco Design Ready



ECO C400 - Matt Black



ECO C400 - ROOM HEATER - CASSETTE

The ECO C400 Multi fuel Cassette is popular stove in the Henley European collection. Manufactured in beautiful Portugal from steel construction. It boasts an excellent burn control along with an 75% plus efficiency level.

OUTPUT: **5kW**

EFFICIENCY: **82.2%**

ENERGY CLASS: **+A**

FINISH AVAILABLE: **Matt Black**



Dimensions

	HEIGHT	WIDTH	DEPTH	FLUE	BACKBOX HEIGHT
ECO C400 /6kW - cassette	663	512	345	127	552



Portimo 700 - Black



PORTIMO - ROOM HEATER - CASSETTE

The Portimo models are a range of Wood Burning Cassette Stoves manufactured in southern Portugal from steel and boast excellent burn control along with an 80% plus efficiency level. Their sleek modern design and large viewing window allows this stove to be the focal point of any home.

The Portimo is available in 700, 900 models.

OUTPUT: **10kW, 14kW**

EFFICIENCY: **10kW = 82.0%**
14kW = 81.0%

ENERGY CLASS: **A**

FINISH AVAILABLE: **Black**



Dimensions

	HEIGHT	WIDTH	DEPTH	FLUE	BACKBOX HEIGHT
Portimo 700 /10kW - cassette	545	696	470	153	545
Portimo 900 / 14kW - cassette	545	896	470	153	545

Comfort Collection

Pellet Stoves

Our pellet stoves have been designed to fit your room like a piece of modern architecture. They can be customised to suit all tastes with multiple colour variants. Their small size facilitate placement, daily use and maintenance. The types of installation can be various: suspended on the wall, on the floor with a pedestal or raised from the ground combining one of the various types of supports suitable for any type of furniture, from classic to modern.

BIO 80 - BIANCO WHITE



BIO 80 PELLET STOVE - ROOM HEATER - FREESTANDING

Henley are delighted to announce the new FAIR range of Italian made pellet stoves.

Special features include:

- Reinforced steel structure,
- Cast iron brazier,
- Removable ash drawer,
- Painted steel covering,
- Chimney protection system,
- Enhanced thermal exchanger,
- Intelligent heating System,
- Safety on over-temperature of reservoir / stove & a weekly programmer with 4 on / 4 off daily time settings.

OUTPUT: **7.7kW**

EFFICIENCY: **91.5% - 93.0%**

ENERGY CLASS: **+A**

FINISH AVAILABLE:

- Nero Black,
- Bordeaux Red,
- Bianco White

The New Fair BIO Pellet Stoves from Henley are the most economical stoves in our range, reaching efficiency levels of between 91.5% & 93%.



BIO 80 - NERO BLACK



BIO 80 - BORDEAUX RED

Dimensions

	HEIGHT	WIDTH	DEPTH	FLUE
BIO 80 / 7.7kW - freestanding	895	425	435	80



BIO 80Q - NERO BLACK

BIO 80Q ROUND PELLET STOVE - ROOM HEATER - FREESTANDING

Henley are delighted to announce the new FAIR range of Italian made pellet stoves.

Special features include:

- Reinforced steel structure,
- Cast iron brazier,
- Removable ash drawer,
- Painted steel covering,
- Chimney protection system,
- Enhanced thermal exchanger,
- Intelligent heating System,
- Safety on over-temperature of reservoir / stove & a weekly programmer with 4 on / 4 off daily time settings.

OUTPUT: **7.7kW**

EFFICIENCY: **91.5% - 93.0%**

ENERGY CLASS: **+A**

FINISH AVAILABLE:

- Nero Black,
- Bordeaux Red,
- Bianco White

The New Fair BIO Pellet Stoves from Henley are the most economical stoves in our range, reaching efficiency levels of between 91.5% & 93%.



BIO 80 - BIANCO WHITE



BIO 80 - BORDEAUX RED

Dimensions

	HEIGHT	WIDTH	DEPTH	FLUE
BIO 80Q Round / 7.7kW - freestanding	900	510	480	80



BIO 90s- NERO BLACK



BIO 90S PELLET STOVE - ROOM HEATER - FREESTANDING

Henley are delighted to announce the new FAIR range of Italian made pellet stoves.

Special features include:

- Reinforced steel structure
- Cast iron brazier
- Removable ash drawer
- Painted steel covering
- Chimney protection system,
- Enhanced thermal exchanger
- Intelligent heating System
- Multiple flue pipe exit: from the top, lateral right side or rear
- Left front secondary ventilation
- Can be canalised from the left or rear side with Ø60 mm outlet
- Safety on over-temperature of reservoir / stove & a weekly programmer with 4 on / 4 off daily time settings.

OUTPUT: **7.7kW**

EFFICIENCY: **91.5% - 93.0%**

ENERGY CLASS: **+A**

FINISH AVAILABLE:

- Nero Black,
- Bordeaux Red,
- Bianco White



BIO 90S - BIANCO WHITE



BIO 90S - BORDEAUX RED

Dimensions

	HEIGHT	WIDTH	DEPTH	FLUE	
BIO 90S / 7.7kW - freestanding	903	814	263	80	

Premier Collection

Boilers

Our Boilers as part of our Premier Collection remain the most coveted product in the Henley range as they can drive central heating/hot water for the home. Our boilers are available as stand alone or cassette models which means there is a model to suit all our customers tastes and styles.



Achill 21kW - Matt Black



ACHILL - BOILER - INSERT

The Achill multi-fuel Insert boiler is capable of heating up to 9/10 single radiators on the 17.1kW and 13/14 single radiators on the 21kW. It is primarily designed to heat water to radiators. We would strongly recommend that a radiator is fitted in the room where the stove is installed, to maximize heat output to the area.

OUTPUT: **17.1kW, 21kW**

OUTPUT ROOM:
 ACHILL 17 **2 to 5.2kW**
 ACHILL 21 **2 to 5.2kW**

OUTPUT WATER:
 ACHILL 17 **11.9kW**
 ACHILL 21 **15.9kW**

EFFICIENCY:
 ACHILL 17 **74.5%**
 ACHILL 21 **73.3%**

ENERGY CLASS: **A**

FINISH AVAILABLE: **Matt Black**



*A Boiler's heat output to the room in which it is fitted can vary depending on how many radiators are utilised.

Dimensions

	HEIGHT	WIDTH	DEPTH	FLUE	BACKBOX HEIGHT
Achill 17.1kW -boiler - insert	590	555	500	153	560
Achill 21kW -boiler - insert	635	626	535	153	575



Sherwood 21kW - Matt Black

SHERWOOD - BOILER - FREESTANDING

Sherwood - New Range of Henley multi-fuel external air stoves. The Sherwood range needs to be installed with its own separate air supply. This external air supply allows the stove to be installed in a room that may otherwise be sealed to an extent that would prohibit the correct and safe burning of a stove.

The Sherwood 12kW Boiler can heat up to 6-7 single radiators. The Sherwood 21kW Boiler can heat up to 12-13 single radiators.



*A Boiler's heat output to the room in which it is fitted can vary depending on how many radiators are utilised.

OUTPUT:	12, 21 & 25kW
OUTPUT ROOM:	
SHERWOOD 12	5.1kW
SHERWOOD 21	6.0kW
SHERWOOD 25	6.0kW
OUTPUT WATER:	
SHERWOOD 12	7.0kW
SHERWOOD 21	15.0kW
SHERWOOD 25	19.0kW
EFFICIENCY:	
SHERWOOD 12	77.0%
SHERWOOD 21	76.0%
SHERWOOD 25	74.0%
ENERGY CLASS:	A
FINISH AVAILABLE:	● Matt Black

Dimensions

	HEIGHT	WIDTH	DEPTH	FLUE	
Sherwood 12kW -boiler - freestanding	630	540	447	153	
Sherwood 21kW -boiler - freestanding	727	613	440	153	
Sherwood 25kW -boiler - freestanding	727	613	490	153	



ACHILL - BOILER - FREESTANDING

The Achill 18kW boiler multi-fuel stove is designed to heat up to 10 -11 single radiators. It is a steel stove with a cast iron door and efficiency level of over 75%. Its secondary air mechanism helps keep your glass clean for that lovely open fire look while adding warmth to your home.

A unique eco baffle that creates extra boiler heat in comparison to a standard boiler.

OUTPUT:	18kW
OUTPUT ROOM:	6.6kW
OUTPUT WATER:	10.7kW
EFFICIENCY:	79.0%
ENERGY CLASS:	A
FINISH AVAILABLE:	● Matt Black



*A Boiler's heat output to the room in which it is fitted can vary depending on how many radiators are utilised.

Dimensions

	HEIGHT	WIDTH	DEPTH	FLUE
Achill 18kW - boiler - freestanding	650	615	445	153

Achill 18kW - Matt Black



Druid 30kW - Metallic Black



DRUID - BOILER - FREESTANDING

The Druid 12kW - 30kW Multi Fuel boiler stoves are the most popular boiler stove in the Henley range. It is capable of heating up to 7 - 21 radiators depending on the model. It is constructed from high grade steel with a heavy cast iron door. It also has a double combustion system and cool to touch handle.

The Druid 21kW, 25kW & 30kW are available with External Air.



*A Boiler's heat output to the room in which it is fitted can vary depending on how many radiators are utilised.

OUTPUT: **12kW, 21kW
25kW, 30kW**

OUTPUT ROOM:	
DRUID 12	5kW
DRUID 21	6kW
DRUID 25	6kW
DRUID 30	7kW

OUTPUT WATER:	
DRUID 12	7kW
DRUID 21	15kW
DRUID 25	19kW
DRUID 30	23kW

EFFICIENCY:	
DRUID 12, DRUID 21	77.1%
DRUID 25, DRUID 30	77.0%

ENERGY CLASS: **A**

FINISH AVAILABLE: **● MetallicBlack**

Dimensions

	HEIGHT	WIDTH	DEPTH	FLUE	
Druid 12kW -boiler - freestanding	623	595	472	153	
Druid 21kW -boiler - freestanding	680	660	465	153	
Druid 25kW -boiler - freestanding	685	660	510	153	
Druid 30kW -boiler - freestanding	732	740	535	153	



Blasket 21kW - Enamel Cream



BLASKET - BOILER - FREESTANDING

The Blasket 21kw Multi Fuel boiler is ideally suited for most Irish homes and is capable of heating up to 13-14 radiators. Constructed fully from the highest quality cast iron. It has a separate ash door for easy cleaning and is thermostatically controlled.

Available in a choice of enamel colours



*A Boiler's heat output to the room in which it is fitted can vary depending on how many radiators are utilised.

OUTPUT:	21kW
OUTPUT ROOM:	6kW
OUTPUT WATER:	15kW
EFFICIENCY:	78.0%
ENERGY CLASS:	A
FINISH AVAILABLE:	<ul style="list-style-type: none"> Matt Black, Enamel Black, Enamel Cream

Dimensions

	HEIGHT	WIDTH	DEPTH	FLUE
Blasket 21kW -boiler - freestanding	820	620	560	153

Stove & Fireplace

Accessories

Henley Stoves provides an extensive selection of accessories & other stove essentials for all our wood burning & multi fuel stoves. Increase your comfort, as well as the longevity of your Henley Stove.

Natural Stone Tiles

Bring the charm of the outdoors into your home with our natural stone tiles. A distinctive and popular choice to incorporate into both contemporary & traditional design projects. Choose from our range of 4 styles of stone tiles to create a superior natural feature for your home.



OYSTER SLATE VS-01



MULTICOLOUR SLATE VS-02



BLACK GRANITE VS-03



WHITE QUARTZ VS-04

Wood Effect Beams

Our wood-effect beams are manufactured from a non-combustible material & finished with a water-based stain. Currently available in 2 charming shades of oak. These designs are perfect for any interior design project.

Available in: 1220mm x 150mm x 150mm
Available in: 1372mm x 150mm x 150mm



OAK

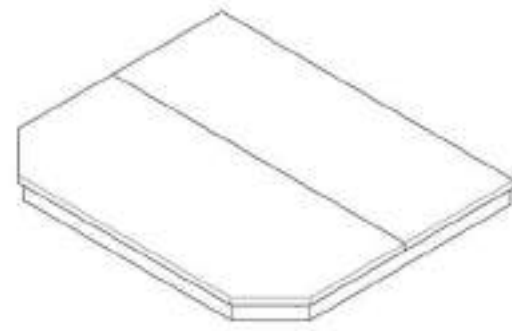


LIGHT OAK

Splayed Black Granite Hearths

Sizes Available

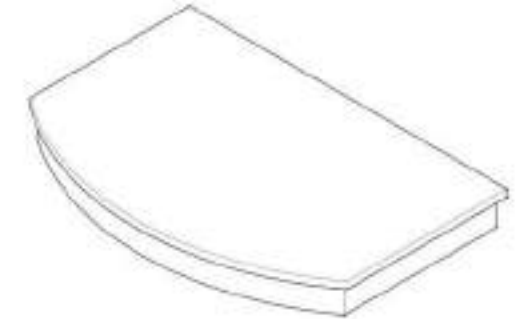
CODE	WIDTH	LENGTH	RISER
HR007	36" (915mm)	30" (762mm)	2" (50mm)



Curved Black Granite Hearths

Sizes Available

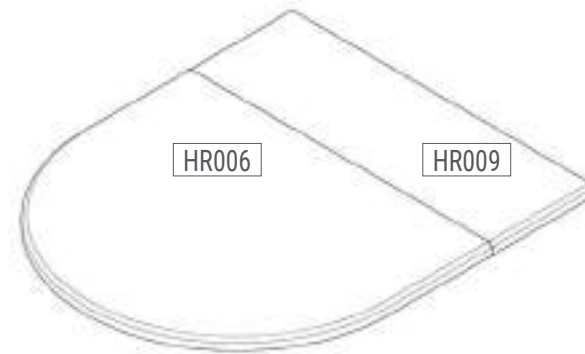
CODE	WIDTH	LENGTH	RISER
HR004	36" (914mm)	24" (610mm)	3" (75mm)
HR005	36" (914mm)	29" (736mm)	3" (75mm)
HR008	36" (914mm)	36" (914mm)	3" (75mm)
HR014	54" (1372mm)	24" (610mm)	3" (75mm)
HR016	54" (1372mm)	29" (736mm)	3" (75mm)
HR022	60" (1524mm)	24" (610mm)	3" (75mm)
HR024	60" (1524mm)	29" (736mm)	3" (75mm)



Curved Black Granite Hearth with Chamfer

Sizes Available

CODE	WIDTH	LENGTH	HEIGHT
HR009	36" (914mm)	12" (305mm)	30mm extension piece
HR006	36" (914mm)	30" (762mm)	30mm slab chamfer



Teardrop Polished & Honed Black Granite Hearths

Sizes Available

CODE	WIDTH	LENGTH	HEIGHT	FINISH
HR033	800mm	800mm	30mm	Polished
HR035	900mm	900mm	30mm	Polished
HR052	800mm	800mm	30mm	Honed
HR053	900mm	900mm	30mm	Honed

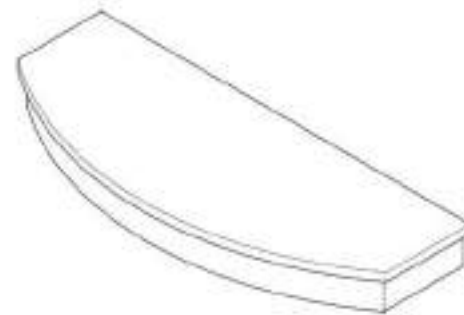


Black Granite Hearth Extension Piece

Sizes Available

CODE	WIDTH	LENGTH	RISER
HR002	36" (914mm)	14" (355mm)	3" (75mm)

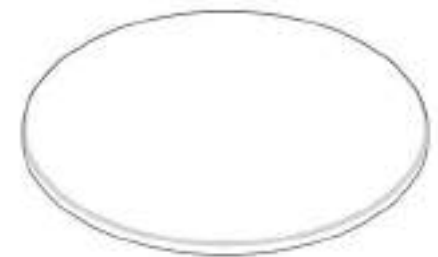
- Curved Hearth Extension
- Perfect for adding depth to your existing hearth



Circle Polished & Honed Black Granite Hearth

Sizes Available

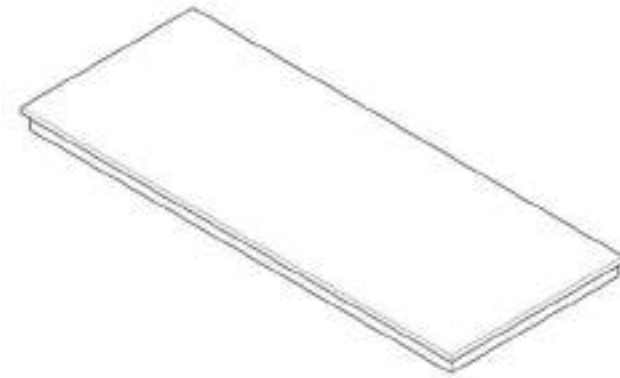
CODE	WIDTH	LENGTH	HEIGHT	FINISH
HR054	900mm	900mm	30mm	Polished



Straight Black Granite Hearths

Sizes Available

CODE	WIDTH	LENGTH	RISER
HR	24" (610mm)	24" (610mm)	2" (50mm)
HR010	54" (1372mm)	18" (457mm)	2" (50mm)
HR012	54" (1372mm)	20" (508mm)	2" (50mm)
HR013	54" (1372mm)	24" (610mm)	2" (50mm)
HR018	60" (1524mm)	18" (457mm)	2" (50mm)
HR021	60" (1524mm)	24" (610mm)	2" (50mm)



MARFIL STONE, ALPINE WHITE & IVORY PEARL HEARTHES

Sizes Available


MARFIL STONE			
CODE	WIDTH	LENGTH	HEIGHT
HR029	54" (1372mm)	18" (457mm)	(20mm)
HR028	60" (1524mm)	18" (457mm)	(20mm)



IVORY PEARL			
CODE	WIDTH	LENGTH	HEIGHT
HR032	54" (1372mm)	18" (457mm)	(20mm)
HR027	60" (1524mm)	18" (457mm)	(20mm)



ALPINE WHITE			
CODE	WIDTH	LENGTH	HEIGHT
HR050	54" (1372mm)	18" (457mm)	(20mm)
HR043	60" (1524mm)	18" (457mm)	(20mm)



Toughened Glass Hearths

Henley's superb range of Glass Hearths includes both clear & black glass. Elegant & stylish designs are sure to compliment any of our installations. At Henley all our Glass Hearth Pieces are manufactured to the highest possible standard using only top quality 12MM toughened glass.



SQUARE CLEAR GLASS
800MM X 800MM X 12MM



TEARDROP CLEAR GLAS
900MM X 900MM X 12MM



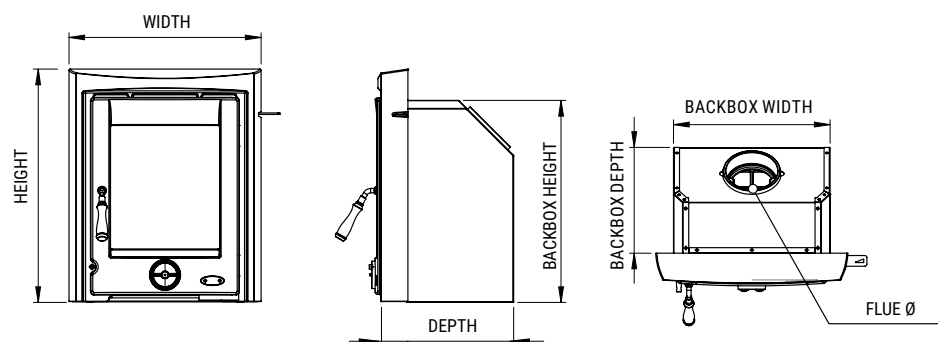
TRUNCATE CLEAR GLASS
800MM X 750MM X 12MM



HALF-MOON CLEAR GLASS
800MM X 800MM X 12MM

DIMENSIONS: HENLEY PREMIER COLLECTION: ROOM HEATERS

	HEIGHT	WIDTH	DEPTH	FLUE	BACKBOX HEIGHT	BACKBOX WIDTH	BACKBOX DEPTH
ACHILL 6.6KW - INSERT	595mm	485mm	428mm	125mm	570mm	400mm	370mm
ACHILL 16KW - FREESTAND	650mm	606mm	479mm	153mm	-	-	-
APOLLO 5KW - INSERT	595mm	485mm	360mm	125mm	487mm	396mm	270mm
APOLLO 7KW - INSERT	595mm	485mm	425mm	125mm	520mm	396mm	370mm
ARAN 6KW	650mm	450mm	400mm	125mm	-	-	-
ARKLOW 5KW - INSERT	591mm	499mm	370mm	125mm	520mm	396mm	270mm
ARKLOW 7KW - INSERT	591mm	499mm	439mm	125mm	520mm	396mm	370mm
ASCOT 5KW	505mm	399mm	320mm	125mm	-	-	-
ASCOT 7KW	559mm	494mm	332mm	125mm	-	-	-
BRACKEN 9KW	581mm	520mm	355mm	125mm	-	-	-
CAMBRIDGE 5KW	511mm	390mm	310mm	125mm	-	-	-
CAMBRIDGE 7.5KW	592mm	430mm	375mm	125mm	-	-	-
CAMBRIDGE 10.5KW	621mm	490mm	367mm	153mm	-	-	-
CHELTENHAM 5KW	630mm	510mm	400mm	125mm	-	-	-
CHELTENHAM 5KW - LS	880mm	510mm	400mm	125mm	-	-	-
DRUID 5KW	548mm	405mm	320mm	125mm	-	-	-
DRUID 8KW	570mm	520mm	386mm	153mm	-	-	-
DRUID 12KW	623mm	595mm	427mm	153mm	-	-	-
DRUID 14KW - DS	625mm	590mm	541mm	153mm	-	-	-
DRUID 16KW	650mm	632mm	430mm	153mm	-	-	-
DRUID 20KW - DS	628mm	590mm	631mm	153mm	-	-	-
DRUID 21KW	680mm	660mm	465mm	153mm	-	-	-
EDEN 5KW	485mm	410mm	310mm	125mm	-	-	-
ELCOMBE 5KW	585mm	490mm	342mm	125mm	-	-	-
ELCOMBE 5KW - LS	815mm	490mm	342mm	125mm	-	-	-
ERNE 8KW	600mm	446mm	377mm	125mm	-	-	-
HAMPSHIRE 5	559mm	382mm	369mm	125mm	-	-	-
HAMPSHIRE 8	600mm	490mm	380mm	153mm	-	-	-
KELLS 6KW	575mm	415mm	389mm	125mm	-	-	-
LINCOLN 5KW	585mm	490mm	323mm	125mm	-	-	-
LINCOLN 5KW - LS	815mm	490mm	323mm	125mm	-	-	-
SHERWOOD 5KW	559mm	382mm	362mm	125mm	-	-	-
SHERWOOD 8KW	600mm	490mm	380mm	153mm	-	-	-
SHERWOOD 12KW	630mm	540mm	447mm	153mm	-	-	-
SKELLIG 8KW	700mm	540mm	450mm	153mm	-	-	-
THAMES 4.5KW - SL	522mm	398mm	300mm	125mm	-	-	-
THAMES 8KW - SL	575mm	560mm	305mm	153mm	-	-	-
TULLAMORE 14KW	699mm	670mm	435mm	153mm	-	-	-
YALE 5KW	522mm	398mm	300mm	125mm	-	-	-
YALE 8KW	575mm	560mm	305mm	153mm	-	-	-



* All dimensions are correct at time of print, but may be subject to change. Please confirm exact measurements before commencing any installation works.

DIMENSIONS: ECO DESIGN READY COLLECTION: ROOM HEATERS

	HEIGHT	WIDTH	DEPTH	FLUE	BACKBOX HEIGHT	BACKBOX WIDTH	BACKBOX DEPTH
CARLTON	585mm	468mm	333mm	125mm	-	-	-
ELCOMBE	585mm	490mm	343mm	125mm	-	-	-
ELCOMBE LS	815mm	490mm	343mm	125mm	-	-	-
LINCOLN	585mm	490mm	343mm	125mm	-	-	-
LINCOLN LS	815mm	490mm	343mm	125mm	-	-	-
LEAF	500mm	420mm	335mm	125mm	-	-	-
CAMBRIDGE	586mm	444mm	403mm	125mm	-	-	-
AVON	623mm	550mm	335mm	125mm	-	-	-
ELITE G3	1154mm	504mm	504mm	153mm	-	-	-
ECO C400	663mm	512mm	345mm	125mm	552mm	-	-
FARO 500	625mm	570mm	350mm	153mm	550mm	500mm	-
HAZELWOOD COMPACT	500mm	420mm	335mm	125mm	-	-	-
HAZELWOOD LANDSCAPE	623mm	550mm	335mm	125mm	-	-	-
HAZELWOOD LS	904mm	550mm	335mm	125mm	-	-	-
HAZELWOOD DS	530mm	550mm	335mm	125mm	-	-	-
SEVERN 4	487mm	350mm	365mm	125mm	-	-	-
SEVERN 4 LS	637mm	350mm	365mm	125mm	-	-	-
SEVERN 5	487mm	350mm	415mm	125mm	-	-	-
SEVERN 5 LS	637mm	350mm	415mm	125mm	-	-	-
SEVERN 8	530mm	470mm	435mm	125mm	-	-	-
SEVERN 8 LS	730mm	470mm	435mm	125mm	-	-	-
HAMPTON	623mm	550mm	335mm	125mm	-	-	-
DALEWOOD COMPACT	500mm	420mm	335mm	125mm	-	-	-
DALEWOOD LANDSCAPE	623mm	550mm	335mm	125mm	-	-	-
DALEWOOD LS	904mm	550mm	335mm	125mm	-	-	-
DALEWOOD DS	530mm	550mm	335mm	125mm	-	-	-
BURNBRIGHT	623mm	550mm	335mm	125mm	-	-	-
BURNBRIGHT LS	904mm	550mm	335mm	125mm	-	-	-
ATHENS 400	626mm	468mm	350mm	153mm	550mm	395mm	-
ATHENS 500	630mm	577mm	350mm	153mm	550mm	500mm	-
ATHENS 700	720mm	835mm	350mm	153mm	555mm	690mm	-
ATHENS 900	707mm	1042mm	350mm	153mm	555mm	890mm	-
CASTLECOVE	595mm	499mm	370mm	125mm	542mm	369mm	270mm
MUCKROSS	595mm	499mm	370mm	125mm	542mm	369mm	270mm
HAZELWOOD MIDI	623mm	550mm	335mm	125mm	-	-	-
ALDERWOOD	623mm	550mm	335mm	125mm	-	-	-
ELMWOOD	683mm	574mm	335mm	125mm	-	-	-

DIMENSIONS: HENLEY COMFORT COLLECTION: PELLET STOVES

	HEIGHT	WIDTH	DEPTH	FLUE			
BIO 80	895mm	425mm	435mm	80mm	-	-	-
BIO 80Q ROUND	900mm	510mm	480mm	80mm	-	-	-
BIO 90S	903mm	814mm	263mm	80mm	-	-	-
ECO60	750mm	520mm	250mm	80mm	-	-	-

* Please note: all cassette stove dimensions include frame unless stated otherwise.

*** All dimensions are correct at time of print, but may be subject to change. Please confirm exact measurements before commencing any installation works.

DIMENSIONS: HENLEY EUROPEAN COLLECTION: ROOM HEATERS

	HEIGHT	WIDTH	DEPTH	FLUE	BACKBOX HEIGHT	BACKBOX WIDTH	
BARCELONA	1119mm	490mm	480mm	153mm	-	-	-
ELITE G1	1133mm	508mm	508mm	153mm	-	-	-
CEDARWOOD 400	619mm	499mm	390mm	125mm	400mm	-	-
CEDARWOOD 615	485mm	682mm	390mm	125mm	315mm	-	-
ELITE G3	1154mm	504mm	504mm	153mm	-	-	-
ECO C400	663mm	512mm	345mm	125mm	552mm	-	-
FARO 500	625mm	570mm	350mm	153mm	550mm	500mm	-
FARO 600	625mm	670mm	350mm	153mm	600mm	600mm	-
FARO 600 DS	625mm	670mm	430mm	153mm	600mm	600mm	-
LISBON 700	625mm	765mm	370mm	153mm	550mm	690mm	-
LISBON 900	625mm	960mm	370mm	153mm	550mm	890mm	-
LISBON 900 DS	625mm	960mm	431mm	153mm	550mm	890mm	-
ORION 400	560mm	415mm	370mm	153mm	-	-	-
ORION 400 - LS	970mm	415mm	370mm	153mm	-	-	-
ORION 700	560mm	710mm	370mm	153mm	-	-	-
ORION 700 - LS	820mm	710mm	370mm	153mm	-	-	-
ZANZIBAR - BL.GLASS	957mm	467mm	455mm	153mm	-	-	-
ZANZIBAR - SOAPSTONE	985mm	467mm	455mm	153mm	-	-	-
ZANZIBAR - GLASS	996mm	463mm	407mm	153mm	-	-	-
ZURICH	1022mm	530mm	430mm	125mm	-	-	-

DIMENSIONS: HENLEY PREMIER COLLECTION: BOILERS

	HEIGHT	WIDTH	DEPTH	FLUE	BACKBOX HEIGHT	BACKBOX WIDTH	BACKBOX DEPTH
ACHILL 17.1KW - INSERT	590mm	555mm	500mm	153mm	560mm	430mm	345mm
ACHILL 18KW - FREESTAND	650mm	615mm	445mm	153mm	-	-	-
ACHILL 21KW - INSERT	635mm	626mm	535mm	153mm	575mm	550mm	355mm
BLASKET 21KW	820mm	620mm	560mm	153mm	-	-	-
DRUID 12KW	623mm	595mm	472mm	153mm	-	-	-
DRUID 21KW	680mm	660mm	465mm	153mm	-	-	-
DRUID 25KW	685mm	660mm	510mm	153mm	-	-	-
DRUID 30KW	732mm	740mm	535mm	153mm	-	-	-
SHERWOOD 12KW	630mm	540mm	447mm	153mm	-	-	-
SHERWOOD 21KW	727mm	613mm	440mm	153mm	-	-	-
SHERWOOD 25KW	727mm	613mm	490mm	153mm	-	-	-
LISBON 700 16KW - BOILER	650mm	757mm	470mm**	153mm	600mm	700mm	-
LISBON 700 21KW - BOILER	650mm	757mm	540mm**	153mm	740mm	690mm	-
LISBON 700 DS - BOILER	652mm	765mm	610mm**	153mm	700mm	690mm	-
FARO 700 - 16KW BOILER	650mm	757mm	460mm	153mm	595mm	690mm	-
FARO 700 - 21KW BOILER	650mm	757mm	540mm	153mm	785mm	690mm	-
FARO 700 - 21KW BOILER DS	650mm	757mm	600mm	153mm	730mm	695mm	-

* Please note: all cassette stove dimensions include frame unless stated otherwise.

** Measurement excludes frame.

*** All dimensions are correct at time of print, but may be subject to change. Please confirm exact measurements before commencing any installation works.

**HENLEY
STOVES**



TAKE A LOOK AT
OUR NEW
ELECTRIC
COLLECTION
BROCHURE



www.henleystoves.com

EXCLUSIVE

Collection 2020

**HENLEY
STOVES**



The matte black finish of the Jubilee complements the progressive double pane viewing glass of this model.

**TAKE A LOOK AT
OUR NEW
EXCLUSIVE
BROCHURE**



EUROPEAN STANDARD of test for stoves fired by solid fuel, Incorporating corrigenda September 2003, June 2006 and August 2007



CLEAN BURN:

A Henley stove with this icon features a tertiary air system. This creates a clean-burn system where hot air is pushed into the firebox above the normal height of the fire. This allows the excess gases to combust given a cleaner burn.



AIR-WASH:

All Henley stoves come with an air wash system which helps to keep the glass clean. It uses a specially placed vent or vents to draw in air from the outside which will wash over the front of the glass



HETAS APPROVED APPLIANCE

The HETAS Approved Product logo gives reassurance to the installer & end user that the appliance complies fully with current energy efficiency and safety requirements.



SIA ECO-DESIGN READY:

A Henley stove with this icon is a stove which meets the future EU Standards planned for 2022.



DEFRA EXEMPT:

A Henley stove with this icon are DEFRA exempt and have been fully tested to this standard. A DEFRA exempt stove can be used in a Smoke Control Area where as a non DEFRA stove cannot.



SIA ECO-DESIGN READY:

A Henley stove with this icon is a stove which is certified and listed on the clearskiesmark database.



WOOD BURNING:

This icon denotes that this Henley stove uses Wood Fuel only.



EXTERNAL AIR:

A Henley stove with this icon has an external air facility allowing the air to come directly from outside your building rather than through a vent in the room. This is required for heat recovery systems in new build projects



THERMOSTAT

A Henley stove with this icon is a boiler stove which comes with a thermostat control. This regulates the amount of air released into the stove until it reaches the optimum temperature and automatically closes.

EVERY HOME DESERVES A HENLEY

HENLEY[®]
STOVES

Address: Curraheen, Tralee, Co. Kerry, Ireland

Dublin Warehouse: 2 Cloverhill, Industrial Estate, Clondalkin, Dublin 22

Henley Stoves UK: Master Logistics, Ely Rd, Stretham, Ely CB6 3JJ

www.henleystoves.com, info@henleystoves.com
© 2021 Henley Stoves All Rights Reserved

Local Stockist: